

Drawing and Painting

2D FOUNDATIONS


Mrs. Pittman
Art Room
(229)-413-1726

mapittman@tcjackets.net
<https://www.thomas.k12.ga.us/1/olc/1196>

welcome

to Drawing and Painting

In this class you will learn how to creatively problem solve and tackle artistic challenges, while learning life long skills such as persistence, reflection, observation, and self critique. As this is a secondary class you will be expected to have some prior knowledge of 2D medias and techniques. We will start the year with foundational drawing skills, working our way through different 2D media like charcoal, pastels, watercolor and acrylic painting.



expectations



be on time



bring your pencil and sketchbook each day



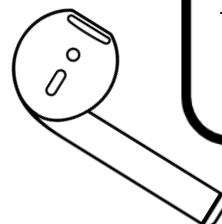
help with clean up daily
(even if it's not your mess!)



respect yourself, your peers
(this includes opinions and property!)
and school staff & property



take responsibility for your own learning
ie. ask for help on techniques or ideas,
stay focused during work time given




You must ask permission to use cellphones in class.

Cell phones need to be put into the basket at your table at the beginning of class.

You are allowed to listen to music with headphones only during "student work time". You are not allowed to listen during presentations, demos, or any group instruction time. If you listen to music you must pick a station and place your phone in your basket.

Misuse of cell phones will result in having your cell phone taken and turned in to the office.

cell phone policy



grades

and how they're weighted

20%

FORMATIVE

Do you put forth a consistent, solid effort in class? Do you keep your eyes open & your head off your desk? Do you ask questions & power through, trying your best when challenged? Effort, after all, not talent is the single most important quality of an artist.

Do you come to class on time? Are you here mentally as well as physically? Did you miss a class period? If it was excused & any work done that day was made up, then no problem! If not, the hour can be made up on your own time.

80%

SUMMATIVE

DO YOU COMPLETE YOUR WORK & SUBMIT IT FOR GRADING?

DO YOU INVEST SOLID EFFORT EVEN IF IT'S OUT OF YOUR COMFORT ZONE OR DEMANDS TECHNIQUE YOU'RE NOT USED TO?

EVERY PROJECT IS EVALUATED BASED ON THE FOLLOWING:



following directions		
expectations and creativity	90-100	A
neatness/ craftsmanship	80-89	B
effort/attitude/work habit	70-79	C
assignment fulfilled	0-69	F
specific criteria for the project		

commonly asked questions

*I know I can do better...
can I resubmit work?*

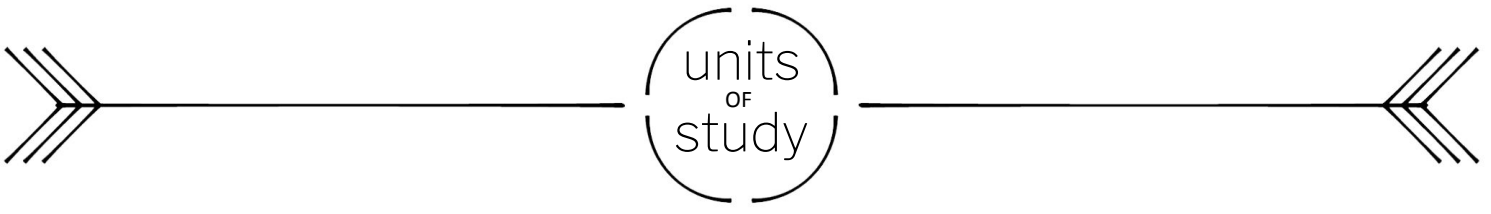
We learn more from our mistakes than we do from our successes, and a willingness to admit we have room to grow is the hallmark of any great artist. If you get a grade back you're not happy with, don't stress out - simply consider its critique or ask for help, then resubmit! Even an 'F' can jump to an 'A' if you're willing to give it the time and effort it demands!

*Do I lose points for
late work?*

Due Dates are important. If you do not turn your project in on time you will lose 10 points each day it is late. This means that if you turn your project in a day late the highest grade you can make is a 90. you will want to stay focus and work hard to not fall behind in this class. However, if you are working hard yet only have a partially completed project, submit it anyway! You may get a low grade, BUT, if you submit the project you will get full credit and will have to opportunity to resubmit for a higher grade. Late work will not be resubmitted.

*I'm not the best artist...
will I struggle?*

The question, I'm afraid is a wrong one. Artistic skill is learned, not inherited (& science will back me up). No one enters a math class expecting to receive a grade for what they already know & an 'F' if they don't understand the next semester's worth of material they haven't yet heard about. In art class, one is graded on the application of fundamentals covered in class & their work ethic, NOT personal style or skill level.



Year at a Glance

1st 9 Weeks

Drawing Projects:

Shaded Self Portrait (3 weeks)

students will use shading pencils to study value of a self portrait. the students will be expected to create a photorealistic portrait using techniques learned from practice.

Fauvism Animal (3 weeks)

students will explore the art movement Fauvism using oil pastel to create a bright fauvism artwork of an animal of their choice.

Impressionism Landscape (2 weeks)

students will learn the movement of impressionism and explore artist such as Van Gogh and Monet. They will draw and color a landscape photo in the impressionist style.

2nd 9 Weeks

Mixed Media Projects:

3 media still life (2 weeks)

using charcoal, pastel, and chalk the students will create a cohesive still life. Students will push their shading and drawing to the test as they try to make each transition of media flawless.

Landscape Batik (3 weeks)

students will learn the history of batiks and create their own practicing shading, craftsmanship, and value.

Watercolor Playing Card (3 weeks)

students will display watercolor techniques by creating an animal themed playing card. students will learn terms like reflection and mirror. the challenge with this artwork is to create 2 exact copies.

3rd 9 Weeks

Painting Projects:

Watercolor Still Life (3 weeks)

Students will learn new watercolor techniques and practice blending when capturing a still life. explore with salt and rubbing alcohol in their artwork.

Kehinde Wiley Project (4 weeks)

students will create a portrait of a local african american figure. The Jack Hadley Black History Museum will do a presentation on local African American History. Students will paint a realistic portrait of their chosen figure with a floral background.

4th 9 Weeks

Painting Projects:

Cubism Monochromatic (3 weeks)

students will create an artwork inspired by Cubism. Using a musical instrument and monochromatic color scheme.

Skeleton "Live and Death" (2 weeks)

students will Practice Contour line by drawing a line drawing of a skeleton. The student will then be able to add details to their skeleton that contrast the idea of death with life.

Polaroid Place (2 weeks)

Students will create a Polaroid size painting of a dream summer vacation location. The goal is to get as many details as possible in the miniature painting.



Share this syllabus with your parents and let them know what you'll be up to this year, and return with your parent or guardian's signature as well as your own for extra credit. It's important to include your family in your education to ensure you get the help, reminders, and support you need to succeed.

your signature

your parent/guardian's signature